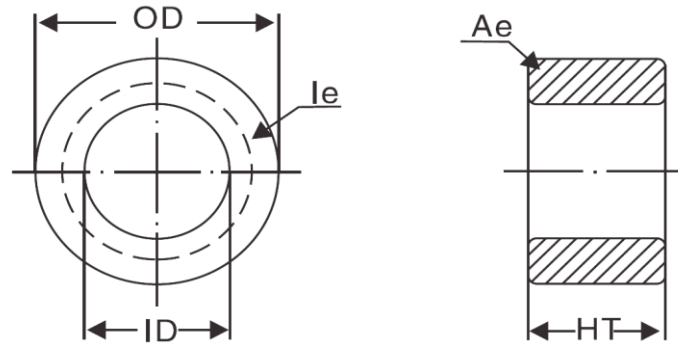


## SPECIFICATION FOR APPROVAL

### 1. Material

|                            |                             |
|----------------------------|-----------------------------|
| Production:                | MPP Cores                   |
| KDM.P/N:                   | KM141-026A                  |
| AL:                        | 24(nH/N <sup>2</sup> ) ± 8% |
| Material:                  | 26 μ                        |
| Coating Color:             | Gray                        |
| Coating material:          | epoxy                       |
| Coating Breakdown Voltage: | 1000V, 0.5mA, 2Sec          |



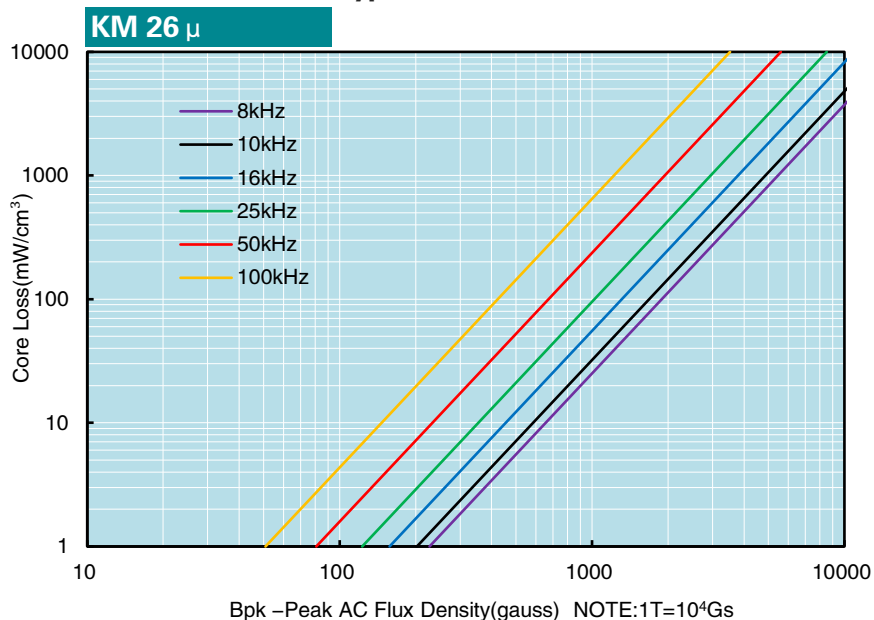
### 2. Physical Characteristics

| Before Coating |                |                | After Coating |             |             | Le(cm) | Ae(cm <sup>2</sup> ) | V(cm <sup>3</sup> ) | W(cm <sup>2</sup> ) | Weight (g) (ref.) | Box Quantity (Pieces) |
|----------------|----------------|----------------|---------------|-------------|-------------|--------|----------------------|---------------------|---------------------|-------------------|-----------------------|
| OD(Max.) in/mm | ID(Min.) in/mm | Ht(Max.) in/mm | OD(Max.) mm   | ID(Min.) mm | Ht(Max.) mm |        |                      |                     |                     |                   |                       |
| 1.409<br>35.80 | 0.882<br>22.40 | 0.413<br>10.50 | 36.63         | 21.54       | 11.28       | 8.980  | 0.678                | 6.088               | 3.642               | 46.8              | 270                   |

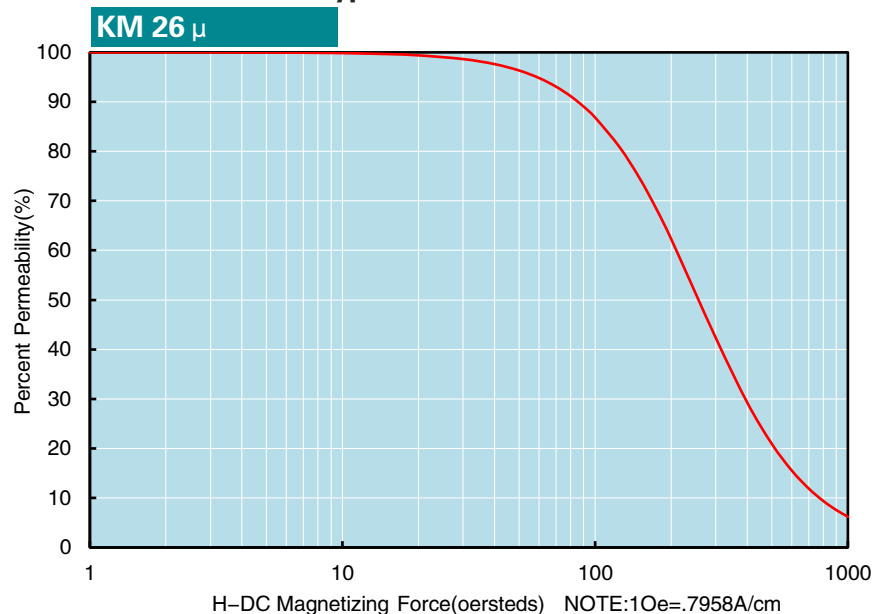
### 3. Electrical Parameters(Typical) Temperature(25°C ± 2°C)

| Test Item  | Test Condition   | Value(Typical)               | Test Instrument |
|------------|--|------------------------------|-----------------|
| Inductance | φ 1.2mm/48Ts, 20kHz/1V, I=0A<br>(Evenly full windings)(均匀绕满)           | 55.3 μ H ± 8%                | CH3302          |
| DC-Bias    | φ 1.2mm/48Ts, 20kHz/1V, I=30A(H=200Oe)<br>(Evenly full windings)(均匀绕满) | 32.1 μ H(Min.)               | WK3255B+WK3265B |
|            | φ 1.2mm/48Ts, 20kHz/1V, I=45A(H=300Oe)<br>(Evenly full windings)(均匀绕满) | 22.4 μ H(Min.)               |                 |
| Core Loss  | 50kHz/1000Gs   | 480mW/cm <sup>3</sup> (Max.) | SY-8219         |
| Remarks    | Set the internal resistance of LCR meter to 100 Ω .(电感测试仪内阻设置100 Ω )   |                              |                 |

Core Loss Curves(Typical)



DC-Bias Curves(Typical)



KDM确认栏  
KDM  
Signature

**科达磁电  
技术部**

客户确认栏  
Customer  
Signature

请在5个工作日内回签承认书，否则此承认书将作为后续订单的OQC标准。若有疑问，请及时联系我司RD部门。  
Please sign back after approval within 5 working days, otherwise this approval sheet would be taken as OQC standard for subsequent orders. If you have any questions, please contact RD department in time.